

Berroco Modern Cotton™



Sanpoku

Skill level: Easy
Shown in size Medium

SIZES

Directions are for women's size Small. Changes for sizes Medium and Large are in parentheses. To Fit Bust Size: 34(38-42)"

FINISHED MEASUREMENTS

Width - 51½(54½-57½)" from one front edge to the other

Length - 13¼(13¼-13¾)"

Note: Due to the nature of this design, each size will fit multiple sizes

MATERIALS

5(5-6) Hanks *BERROCO MODERN COTTON* (100 grs), #1636 Meadow Lark
Straight knitting needles, size 7 (4.50 mm) OR
SIZE TO OBTAIN GAUGE

GAUGE

20 sts = 4"; 26 rows = 4" in St st
TO SAVE TIME, TAKE TIME TO CHECK GAUGE

BACK

Cast on 118(122-128) sts. Purl 1 row.

Dec Row 1 (RS): Sl 1, k2 tog, pss0, k to last 3 sts, k3 tog - 114(118-124) sts. Working in St st, rep this dec every RS row 3 times more, end on WS - 102(106-112) sts.

Dec Row 2 (RS): SSK, k to last 2 sts, k2 tog - 100(104-110) sts. Rep this dec every RS row 10 times more, end on WS - 80(84-90) sts. Work even if necessary until piece measures 4½" from beg, end on WS. Mark beg and end of last row for beg of armholes.

Next Row (RS): Rep Dec Row 2 - 78(82-88) sts. Rep this dec every RS row 24(24-22) times more, then every 4th row 0(0-2) times, end on WS - 30(34-40) sts. Work even if necessary until armholes measure 7½(7½-8)" above markers, end on WS. Bind off.

LEFT FRONT

With straight needles, cast on 75(75-78) sts. Work even in St st for 14(15-16)", end on WS. Bind off. Hold bound-off edge of front against slanted edge of back and place marker for armhole on front at same point as back armhole marker.

RIGHT FRONT

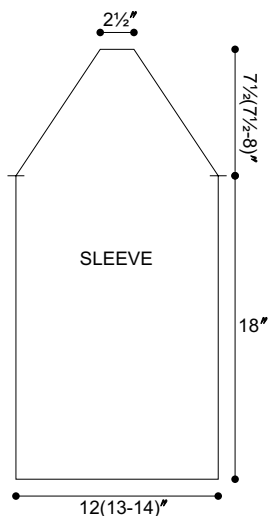
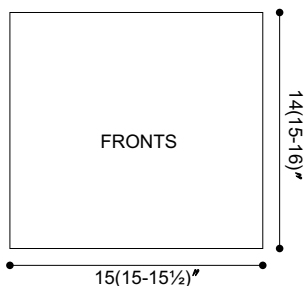
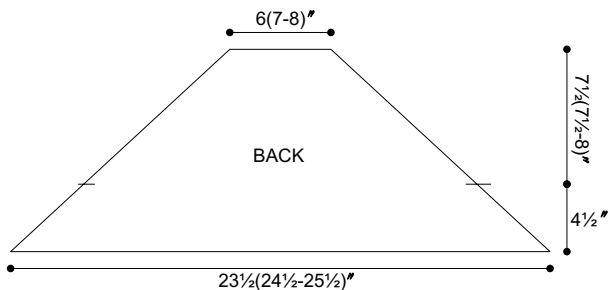
Work same as back, marking opposite side edge for armhole.

SLEEVES

Cast on 60(65-70) sts. Work even in St st for 18", end on WS. Mark beg and end of last row for beg of cap.

Shape Cap: For Sizes Medium and Large

ONLY: Dec Row 1 (RS): Sl 1, k2 tog, pss0, k to last 3 sts, k3 tog - X(61-66) sts. Rep this dec



every RS row X(1-2) times more, end on WS – X(57-58) sts.

For ALL Sizes: Dec Row 2 (RS): SSK, k to last 2 sts, k2 tog - 58(55-56) sts. Rep this dec every RS row 23(21-22) times more - 12(13-12) sts. Work even if necessary until cap measures 7 1/2(7 1/2-8)", end on WS. Bind off.

FINISHING

Sew sleeve caps to back and front armholes, matching markers. Sew side and sleeve seams.

Scan QR Code
Learn more about
Berroco Modern
Cotton™



For more **free patterns**, subscribe to Berroco's free e-newsletter **KnitBits®** at www.berroco.com



Don't forget to connect with us on social media!



Photo and text copyright © 2013, Berroco, Inc.