

[Chart](#) | [Abbreviations & Terms](#)



[click to enlarge](#)



[click to enlarge](#)



Vintage DK

[Find this Yarn](#)



Cloos is an alluring shoulder warmer, knit in the round with beguiling cables and intentionally dropped stitches.



PDF Pattern Instructions

(If you can't open this PDF file you need Adobe Acrobat Reader. Get it [here](#).)

One size

FINISHED MEASUREMENTS

Approximately 42" around at lower edge (unstretched) x 23" around at upper edge x 19" long

MATERIALS

- 3 Hanks **BERROCO VINTAGE DK** (100 grs), #2194 Breezeway
- 29" and 16" Length circular knitting needles, size 5 (3.75 mm) OR SIZE TO OBTAIN GAUGE
- Cable needle (cn)
- 1 St marker

GAUGE

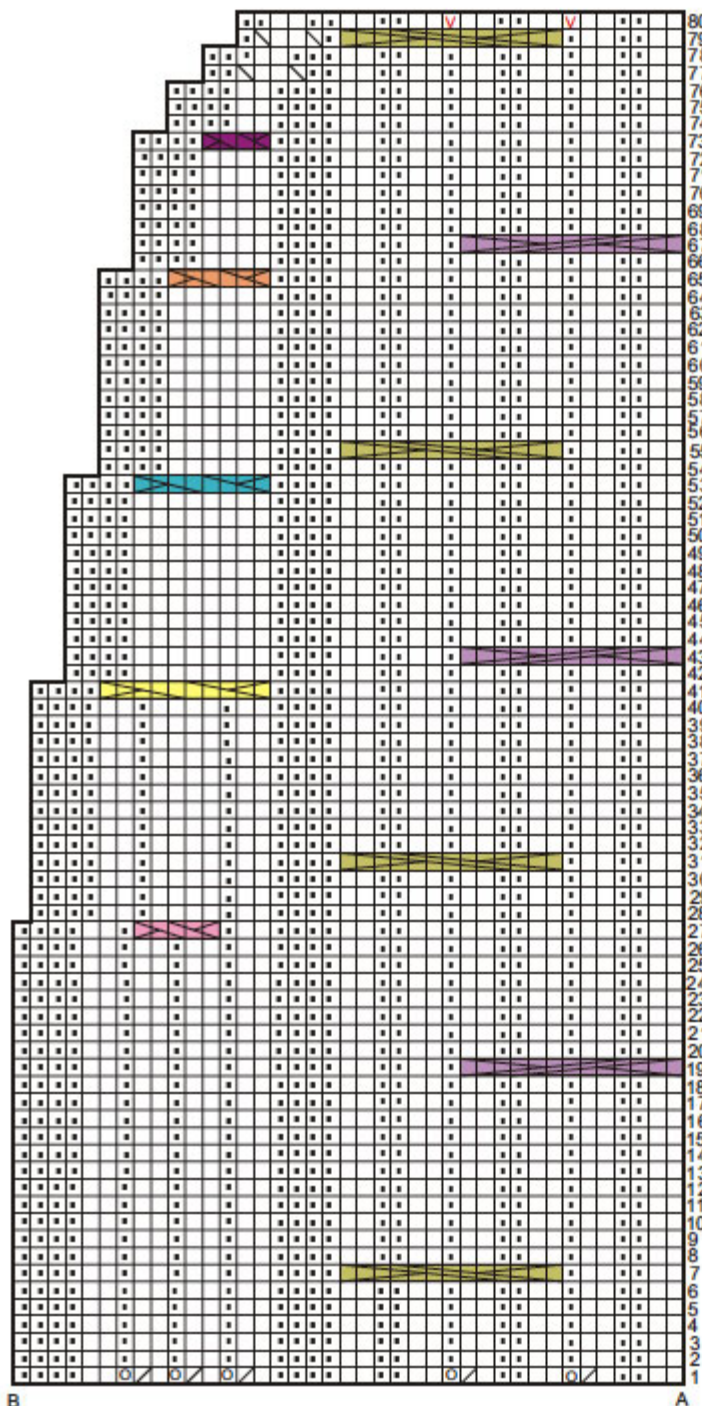
22 sts = 4"; 28 rows = 4" in St st on size 6 (4.00 mm) needles

TO SAVE TIME, TAKE TIME TO CHECK GAUGE








Note: Capelet is worked on one size smaller needles than those used for gauge swatch

CAPELET

With longer circular needle, cast on 273 sts. Join, being careful not to twist sts. Mark for beg of rnd and carry marker up. Follow chart until 80 rnds have been completed (there will be 7 repeats of chart around) – 168 sts. Work even in ribbing as established for 9". Bind off loosely in ribbing.



KEY TO CHART

- K on RS, p on WS
- P on RS, k on WS
- Drop st and unravel down to beginning yo
- K2 tog
- P2 tog
-  Sl 2 sts to cn and hold in FRONT, k2 tog, k2 tog from cn
-  Sl 3 sts to cn and hold in FRONT, k1, k2 tog, then k2 tog, k1 from cn
-  Sl 4 sts to cn and hold in FRONT, k2, k2tog, then k2 tog, k2 from cn
-  Sl 5 sts to cn and hold in FRONT, k2, drop the p st, k2, then k2, drop the p st, k2 from cn
-  Sl 2 sts to cn and hold in FRONT, drop the p st, k2, then k2 from cn
-  Sl 7 sts to cn and hold in BACK, k2, p2, k2, sl last st on cn to LH needle and purf it, then k2, p2, k2 from cn
-  Sl 7 sts to cn and hold in FRONT, k2, p2, k2, sl last st on cn to LH needle and purf it, then k2, p2, k2 from cn

HOW TO USE CHART

Work from A to B 7 times around

WEB EXCLUSIVE

www.berroco.com

[Home](#) | [Yarn Shops](#) | [Yarns](#) | [Free KnitBits®](#) | [New This Season](#) | [Free Patterns](#) | [Blog](#) | [Multimedia](#)
[Pattern Corrections](#) | [Abbreviations & Terms](#) | [Links](#) | [Handeze® Glove](#)
[About Us](#) | [Privacy Statement](#) | [FAQs](#) | [Contact Us](#)

Berroco, Inc. 1 Tupperware Dr. Suite 4, N. Smithfield, RI 02896-6815 USA
copyright 2011 Berroco